

# Tangmere Military Aviation Museum

Gamecock Terrace, Tangmere, Chichester, PO20 2ES

Telephone 01243 790090; Fax 01243 789490

Education e-mail [education@tangmere-museum.org.uk](mailto:education@tangmere-museum.org.uk)


Web site: [www.tangmere-museum.org.uk](http://www.tangmere-museum.org.uk)

## TEACHER INFORMATION PACK



Your Name.....

**MY NAME IS DENNIS NOBLE**




**I AM A BATTLE OF BRITAIN FIGHTER PILOT**

To learn more about me - answer the questions inside this booklet. The items on the table and the Dennis Noble and No 43 Squadron Dispersal exhibits in the Museum will help you answer the questions.

Your Name.....

**MY NAME IS NOOR INAYAT KHAN**




**I AM A BRITISH SPY**

To learn more about me - answer the questions inside this booklet. The Information Boards in the Special Operations Executive (SOE) exhibition in the Museum will help you answer the questions.

Your Name.....

**MY NAME IS DOUGLAS BADER**



**I AM A FIGHTER PILOT**

To learn more about me - answer the questions inside this booklet. The items on the table and the Douglas Bader exhibit in the Museum will help you answer the questions.

## FOR SCHOOL VISITS

## 2020 EDITION

## INFORMATION PACK

In partnership with the British Aviation Preservation Council, the Tangmere Military Aviation Museum has produced this Information Pack for School teachers.

### The Museum's Education Team

Please note that all members of the Education Team, who will be in attendance during your visit, are all unpaid volunteers who give freely of their time and expenses.

### CONTENTS

- Pre-visit information
- Information on the **THREE visit options** the Museum offers for School visits
- Notes for teachers describing the content and organisation of each visit option
- Information on how both visit options are linked to the National Curriculum and QCA schemes of work
- A SCHOOL VISIT BOOKING can be made by e-mail at the following e-mail address:  
[education@tangmere-museum.org.uk](mailto:education@tangmere-museum.org.uk)
- When making your booking request, please include the following details:
  1. date of requested visit
  2. school name and address
  3. visit organiser and contact number
  4. number (maximum 30) and age of pupils
  5. number of teachers and helpers
  6. option requested (Option 2 & 3 only available for Year Groups 5 & 6)

**Woods Travel Ltd are offering a Discount of £50 of normal price of coach hire, if you require a quote:-**

Call their Transport department on 01243 871655 or 01243 871657 and speak to Jeff or Linda and quote the £50 discount Tangmere offer. You can also follow this link to their website and fill out the quotation form and email it across.

<http://coachhirewestsussex.co.uk/schools-colleges>

## PRE VISIT INFORMATION

- The visit will start at 10.00 a.m. and finish at 2.00 p.m. A lunch break is included in this period. The maximum number is 30 pupils per visit.
- We recommend that schools bring at least one teacher plus teaching assistants/parent helpers with a ratio of 1 adult to 6 pupils. For an Option 2 visit, the ratio should be 1 adult to 5 pupils.
- During your time at the Museum, there will be opportunities for pupils to have snacks and drinks. The Museum has a picnic area outside the front entrance on the grass. Alternatively, the Neville Duke Hall classroom can also be made available to allow children to have their refreshments. School visitors may purchase soft drinks, confectionary and ice cream from the Museum's Cafeteria.
- Toilets are located between the Museum's reception area and the Cafeteria.
- Photography is permitted throughout the museum but NO flash photography is allowed in the three display halls (Tangmere, Middle and Battle of Britain halls).
- Museum Shop – situated in the reception area and stocked with a range of items from 50p. Providing notice is given, packs of items may be prepared prior to the visit.
- No mobile phones are allowed to be used in the Museum except in the case of an emergency.

**It is required that the school arranges for a teacher to visit the Museum prior to the visit, to discuss Health & Safety and preparation for the day's events.**

- A visit 'risk assessment' is available on the Museum's website under Education/Health and Safety.
- The Museum has a Child and Vulnerable Adult Protection Policy, which may be viewed on the education section of the Museum's website.
- It would assist the Museum if pupils bring with them a pencil, clipboard and an A4 sheet of paper.
- Before arrival at the Museum, it would be appreciated if the school could remind pupils on how they should act and behave at the Museum.
- Pupils and staff will be given a health and safety briefing at the beginning of their visit.

## VISIT OPTIONS

The Museum's aim is to complement classroom-based activities.

It is assumed that pupils will have some knowledge or awareness of the Second World War.

The Museum offers **THREE OPTIONS** for School visits:

- **Option 1 – 'LEARNING WALKS'** is a programme of group activities suitable for ALL Year groups
- **Option 2 – 'WHAT DID YOU DO IN THE WAR?'** is a group activity for Years 5 and 6
- **Option 3- 'LEARNING BY RESEARCH'** is a group activity for Years 5-6 and secondary schools

## NOTES FOR TEACHERS

### Option 1 – 'Learning Walks'

Before arriving at the Museum, the school party should be divided into three groups, which will be known as:

The Spitfires  
The Hurricanes  
The Meteors

On arrival at the Museum, the pupils will be taken to the Neville Duke Hall and given a short presentation on the history of Royal Air Force Tangmere. After this presentation, each group will be allocated a programme of work, which will include:

1. A Museum volunteer led 'learning walk' through the Museum halls. This walk will focus on the Battle of Britain and the Home Front.
2. A Museum volunteer led 'learning walk' through the Museum hangars, which will focus on the history of flight, how aircraft have developed from bi-planes to the jet age.
3. Producing a drawing of a Museum artefact. During this session, pupils will be given the opportunity to fly a simulator and sit in a cockpit (subject to availability).

**The pupils will be given a Question Paper, which they will complete during their learning walks to help them keep focused.**

### .Option 1 Evaluation

The Museum's Education Team strives to improve its service to schools and would be grateful for staff feedback. Accordingly, after your visit, a teacher will be asked to complete a short evaluation questionnaire and to comment on whether the objectives of your visit have been met.

## Option 2 – 'What did you do in the War?'

On arrival at the Museum, the pupils receive in a classroom a short presentation on the history of RAF Tangmere. Option 2, 'What did you do in the War?' is provided by the Museum for Years 5 and 6 pupils and requires teacher/teaching assistant involvement. Briefing notes for school staff accompanying the visit and how this option is organised are shown below.

### Briefing notes

**Teachers and teaching assistants should familiarise themselves with the aim and organisation of the activity prior to the school visit to the Museum.**

The aim of this option is for the children in each group to discover from text, artefacts and exhibits, how the war affected the lives of individual members of the British population and its combatants.

### Organisation

On arrival at the Museum, the pupils will be taken to the Neville Duke Hall and given a short presentation on the history of Royal Air Force Tangmere. After this presentation, the school party will divide into groups and each group will then research its designated person of interest:

- Douglas Bader – a fighter pilot
- Noor Inayat Khan – a British female agent
- Nancy Green – a wartime mother of two children
- Dennis Noble – a Battle of Britain pilot
- Guy Gibson – a Bomber pilot

Each pupil will be given a workbook relevant to the person he/she is researching.

Children will be required to learn about their relevant person by working as a group to find the answers to the questions set by the workbook.

Before starting their research, teachers or assistants leading each group will read out the summary of the person's life from the 'About Me' section in the workbook.

Each group will then go into the museum and, guided by their teacher/assistant, find the answers to the workbook questions. Please note that each teacher/assistant will be provided with a list of answers and the locations within the Museum of where they can be found.

The time spent researching persons of interest will be approximately 90 minutes.



During this time, a member of the Museum's Education Department will take each group on a separate activity:

- A flight simulator session.
- A visit to an air raid shelter to listen to a recording about an air raid carried out on RAF Tangmere on 16<sup>th</sup> August 1940.
- Sit in an aircraft cockpit.

Following completion of the activities, the groups will return to the Neville Duke Hall for lunch. Following lunch, there will be a period of preparation time after which each group will use the artefacts associated with their researched person of interest to present a short play to the other children/staff. The play will be about their person of interest and will include details of their research. Prizes will be awarded to the group, which the Museum's Education Team judges to be the best presentation.

### **Option 2 Evaluation**

The Museum's Education Team strives to improve its service to schools and would be grateful for staff feedback. Accordingly, after your visit, a teacher will be asked to complete a short evaluation questionnaire and to comment on whether the objectives of your visit have been met.

### **Option 3 LEARNING BY RESEARCH**

The Museum has produced three research projects for Years 5 to 8 children. These projects will allow the children to carry out research within the Museum and will enable them to curate their own displays on their subject when they return to school. The Museum has artefacts, short films, touchscreens and exhibitions to support each of the projects and to stimulate each child's imagination.

On arrival at the Museum, the pupils will be taken to the Neville Duke Hall and given a short presentation on the history of Royal Air Force Tangmere. After this presentation, the school party will divide into six groups (Two groups per subject) and each group will then research its own project. The list of projects includes:

#### **THE BOMBER PROJECT**

Museum support on this project:

1. Exhibition on a Lancaster night bombing raid on Berlin (the 'Big City') using rare colour film and real equipment that would have been used in bomber aircraft.
2. Exhibition on No 617 Squadron, the 'Dambusters' including information boards and a large model on the 1943 Ruhr Dams Raid.
3. Barnes Wallace bomb design and development.
4. Films on famous bomber pilots Guy Gibson and Leonard Cheshire.
5. Touchscreen on Bomber Command.
6. Large model of a Lancaster bomber.

## **WOMEN IN WAR PROJECT**

Museum support on this project:

1. An exhibition on women in the Women's Auxiliary Air Force (WAAF). This exhibition shows details of activities carried out by women in both World Wars.
2. An exhibition on the home front covering women at home, working in factories, and the Land Army.
3. An exhibition on the Air Transport Auxiliary in which women pilots delivered aircraft from factories.
4. An exhibition about the Special Operations Executive which landed agents in occupied countries where they carried out work creating resistance groups, communicating with London and arranging supply drops.

## **BATTLE OF BRITAIN PROJECT**

Museum support on this project:

1. Information boards on the phases of the battle.
2. Displays boards about the pilots who took part in the battle, both German pilots and some of the 'Few.'
3. Remains of a Battle of Britain Hurricane shot down during the battle.
4. An exhibition about the bombing of RAF Tangmere during the battle.
5. Full size replicas of a Hurricane and a Spitfire - the RAF's main fighters during the battle.
6. Touchscreens on the Battle of Britain, a booklet on Tangmere and the Battle of Britain.

### **Create a drawing, fly a simulator and sit in a cockpit**

Each pupil will be asked to produce a drawing of either one of the Museum's aircraft or one of its artefacts. At the end of the visit, the drawings will be judged on originality and Museum prizes awarded.

Subject to availability, pupils may be offered the opportunity to 'fly' one of the Museum's flight simulators and to sit in an aircraft cockpit.

### **Option 3 – Evaluation**

The Museum's Education Team strives to improve its service to schools and would be grateful for staff feedback. Accordingly, after your visit, a teacher will be asked to complete a short evaluation questionnaire and to comment on whether the objectives of your visit have been met.

## Supplementary Presentation

The Museum's Education Department is pleased to offer your school a supplementary presentation either as a lead-in, or as a follow-up to a school project on WW2,

The subject matter will include:

- Fall of France.
- Battle of Britain.
- Homefront.
- D-Day

If you elect to take advantage of this offer, a member of our Education Team will visit your school with the Power Point presentation material and will require access to PC and either a projector or large Television screen. Duration of the presentation is approximately 1 hour. We have a box of WWII artefacts that the children will be shown during the presentation and they can then examine them/have their photographs taken.

**Please note that should your school wish to take advantage of this presentation, the museum requests a donation of a minimum of £50 to cover costs.**

### **LINKS TO THE NATIONAL CURRICULUM AND QCA SCHEMES OF WORK.**

The activities included in both visit options complement the teaching of the National Curriculum for KS2. The learning outcomes offered fit comfortably with both topic based or objective led teaching methods.

<b>History</b>	<b>Citizenship</b>
<p data-bbox="252 1272 691 1305"><b>Knowledge &amp; Understanding</b></p> <p data-bbox="201 1339 711 1429">Recognise why people did things, why events happened and what happened as a result</p> <p data-bbox="201 1462 738 1496">Identify different ways of life at different times</p> <p data-bbox="411 1541 531 1574"><b>Enquiry</b></p> <p data-bbox="201 1608 715 1675">Find out about events, people and changes from a range of information</p> <p data-bbox="201 1709 738 1798">Ask and answer questions, select and record information relevant to the focus of the enquiry</p> <p data-bbox="236 1832 707 1865"><b>Organisation &amp; communication</b></p> <p data-bbox="201 1899 643 1966">Recall, select and organise historical information</p> <p data-bbox="201 2000 659 2056">Use dates and historical vocabulary to describe the period studied</p>	<p data-bbox="842 1272 1321 1305"><b>Communication &amp; Participation</b></p> <p data-bbox="770 1350 1305 1406">To collaborate with others in a group to make decisions</p> <p data-bbox="770 1440 1193 1473">To participate actively in their group</p> <p data-bbox="770 1507 1345 1574">To recognise that there may be conflicting views and that a compromise may be needed.</p> <p data-bbox="1018 1608 1145 1641"><b>Literacy</b></p> <p data-bbox="770 1641 1090 1675">To read simple instructions</p> <p data-bbox="770 1709 1297 1776">Discuss similar themes then link to personal experiences</p> <p data-bbox="770 1809 1297 1877">To write portraits of characters, using text to describe emotion, behaviour etc</p> <p data-bbox="770 1921 1385 1989">Select the appropriate style &amp; form to suit a specific purpose or audience</p>